

# Informations *Rapides*



1<sup>er</sup> février 2010 - n°33 **CONJONCTURE**

Main Indicators

## ■ Producer and Import Price Indices in industry – December 2009

### In December, the industrial prices went on increasing slightly

#### • Producer price indices in industry

##### FRENCH MARKET: +0,2 %

In December, the producer price indices on the French market went on increasing (+0,2 %), on the same pace than in November.

##### *The prices of refined petroleum products still increased, but moderately*

In a context of slight decrease of crude petroleum prices, the prices of refined petroleum products progressed only of +0,8 %, vs. +3,3 % and +3,2 % respectively in November and October. The persistence of a noticeable rise of kerosene prices in December explains this progression.

##### *The prices of transport equipment and beverages were increasing*

After three months of almost stability, transport equipment prices progressed markedly (+0,8 %), because of the sales of “models 2010” motorcars. The food products prices increased slightly, thanks to the increase of beverages prices (+1,1 %).

##### FOREIGN MARKETS: +0,0 %

The stability of the French producer price indices on the external markets results from a moderate increase of food products prices (+0,7 %) and a noticeable decrease of refined petroleum products (-2,1 %). The difference between this latter change and the domestic market (+0,8 %) comes from a different structure of the sales between the two kinds of markets. The increase of food products prices was in line with tensions on food materials prices, especially cocoa prices.

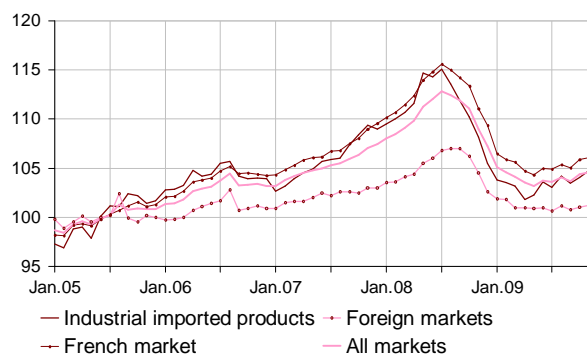
##### ALL MARKETS: +0,1 %

On all markets, the progression was of +0,1 % on one month. On a year, the decrease lessened (-2,4 % after -4,0 % in November): the prices of refined petroleum products recorded then an increase of +21,9 % while food products prices exposed a notable withdraw (-8,6 %) due for -5,3 % to an accounting artefact “LME” (cf. addition to IR July 2009 n°206).

#### • Import prices indices of industrial products: +0,1 %

The import prices of industrial products were almost stable in December (+0,1 %), after a progression of +0,7 % in November. The increase of food products prices (+0,2 %) was moderated by the noticeable decrease of dairy products and flours. On a year, the withdraw of the whole industrial products prices reached -0,6 %.

Total industry price indices



source : Insee

## French Producer Price Indices in industry according to the market where the products are sold:

base and reference year: 2005

Levels A 10 and A 17 in CPF rev. 2, 2008	Weight	Dec.09	Change in %	
			In 1 month	In 1 year
<b>French market</b>				
<b>BE:TOTAL INDUSTRY</b>	<b>1000</b>	<b>106,3</b>	<b>0,2</b>	<b>-2,9</b>
(DE) Mining and quarrying, energy, water	130	119,0	0,1	-4,6
<b>CZ: Manufactured prod.</b>	<b>870</b>	<b>104,4</b>	<b>0,2</b>	<b>-2,7</b>
(C1) Food products, beverages, tobacco	188	101,8	0,2	-9,6
(C2) Coke and refined petroleum products	70	101,4	0,8	16,9
(C3) Electrical & electronic equip., computers, mach.	92	108,3	-0,1	-0,6
(C4) Transport equipment	79	103,5	0,8	-0,1
(C5) Other man. products	441	105,3	0,0	-2,9
<b>Foreign markets</b>				
<b>BE:TOTAL INDUSTRY</b>	<b>1000</b>	<b>101,2</b>	<b>0,0</b>	<b>-1,3</b>
<b>CZ: Manufactured prod.</b>	<b>s</b>	<b>100,6</b>	<b>0,0</b>	<b>-1,6</b>
(C1) Food products, beverages, tobacco	82	106,3	0,7	-3,8
(C2) Coke and refined petroleum products	25	143,7	-2,1	49,4
(C3) Electrical & electronic equip., computers, mach.	202	96,1	-0,2	-1,9
(C4) Transport equipment	211	99,6	-0,1	0,3
(C5) Other man. products	s	99,7	0,0	-4,2
<b>All markets</b>				
<b>BE:TOTAL INDUSTRY</b>	<b>1000</b>	<b>104,7</b>	<b>0,1</b>	<b>-2,4</b>
<b>CZ: Manufactured prod.</b>	<b>s</b>	<b>103,1</b>	<b>0,1</b>	<b>-2,2</b>
(C1) Food products, beverages, tobacco	154	102,5	0,3	-8,6
(C2) Coke and refined petroleum products	56	107,3	0,2	21,9
(C3) Electrical & electronic equip., computers, mach.	127	102,2	-0,1	-1,2
(C4) Transport equipment	121	101,4	0,3	0,2
(C5) Other man. products	s	103,4	0,0	-3,3

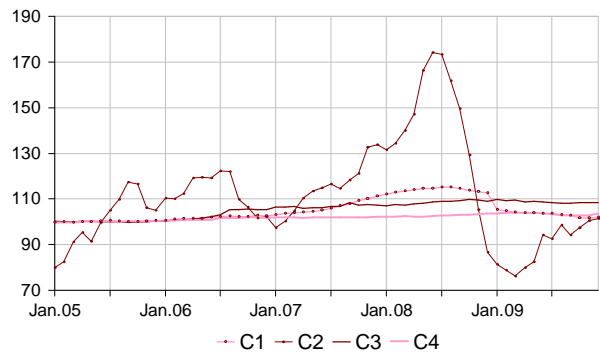
## Import prices of industrial products

base and reference year: 2005

Levels A 10 and A 17 of nomenclature CPF rev. 2, 2008	Weight	Dec.09	Change en %	
			In 1 month	In 1 year
<b>BE:TOTAL INDUSTRY</b>	<b>1000</b>	<b>104,9</b>	<b>0,1</b>	<b>-0,6</b>
<b>CZ: Manufactured prod.</b>	<b>s</b>	<b>100,6</b>	<b>0,1</b>	<b>-0,6</b>
(C1) Food products, beverages, tobacco	69	111,9	0,2	-1,0
(C2) Coke and refined petroleum products	41	103,8	-0,1	24,9
(C3) Electrical & electronic equip., computers, mach.	210	94,1	0,2	-1,1
(C4) Transport equipment	133	100,6	0,1	-1,1
(C5) Other manufactured products	s	101,6	0,1	-2,1

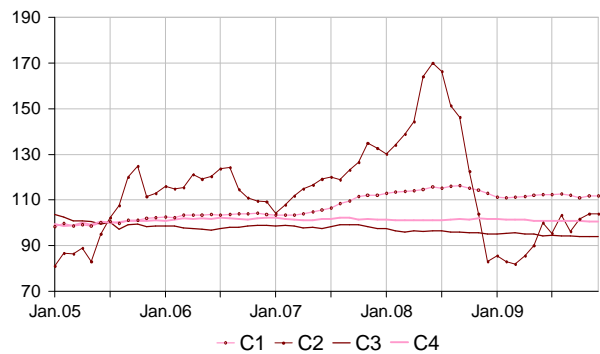
r: updated ; nd: non available ; s : confidential

## Producer price indices of manufactured products sold on the French market



source : Insee

## Import price indices of manufactured products



source : Insee

## Revision of each index at total industry level

Revision of the monthly change (in %)

	Sep.09 / Aug.09	Oct.09 / Sep.09	Nov.09 / Oct.09
French producer prices in industry sold on:			
- the French market	//	//	//
- the foreign markets	//	-0,1(1)	//
- all markets	+0,1	-0,1	//
Import prices of industrial products	//	+0,1	//

(1) Reading note: the evolution of the index between Oct.09 and Nov.09 published last month was equal to 0,4 %. It is updated to 0,3 %; that is to say a revision of -0,1 %.

## To know more about French PPI:

- Industrial producer price indices for the French market are measured at basic prices (excluding VAT and tax on revenues, and before deduction of any subsidies on the products), in accordance with European Regulation n°1165/98. However, purchaser price series (including non deductible taxes minus subsidies on the products, called also "ex-work prices") are also available, notably for the purposes of index-linking for contracts, on <http://indicespro.insee.fr>. This site provides also link factors between former and new series.

- French industrial producer price indices for foreign markets are converted into Euros, therefore include exchange rate effects, and are closed to free on board (FOB) prices. All exports are taken into consideration, whether they are intra-group or not.

- By combining these two indices, we get industrial producer price indices for all markets (French and foreign markets).

- Import prices of industrial products are converted into Euros, therefore include exchange effects, and are closed to cost insurance and freight (CIF) prices. All imports are taken into consideration, whether they are intra-group or not.

- Complementary data (backseries, methodology, webpages) can be accessed on: <http://www.insee.fr/fr/themes/info-rapide.asp?id=25>

Contact: [bureau-de-presse@insee.fr](mailto:bureau-de-presse@insee.fr)

Next publication: 25 02 2010 at 8:45 a.m.